

**REPORT ON FUNDING OF  
THE ILLINOIS VETERAN GRANT PROGRAM,  
THE ILLINOIS NATIONAL GUARD AND NAVAL MILITIA  
GRANT PROGRAM, AND  
THE MIA-POW SCHOLARSHIP PROGRAM**

*Presented by:*

**Illinois Board of Higher Education  
Illinois Community College Board**

**December 2006**



## EXECUTIVE SUMMARY

In spring 2006, the Illinois House adopted House Resolution 1121 and House Resolution 1039 directing the Illinois Board of Higher Education (IBHE), in conjunction with the Illinois Community College Board (ICCB), to conduct a study of the amount of tuition and fees that public universities and community colleges have waived for the Illinois Veteran Grant (IVG), the Illinois National Guard and Naval Militia Grant (ING), and the MIA/POW Scholarship program. Data used in this report were obtained from the Illinois Student Assistance Commission (ISAC) and the Illinois Department of Veterans Affairs (DVA).

- Under the requirements of 110 ILCS 947/40 (IVG), 110 ILCS 947/45 (ING), and 105 ILCS 5/30-14.2 (MIA/POW Scholarships), public universities and community colleges must waive tuition and approved fee costs for qualified applicants. There are no corresponding obligations that subsidies be appropriated for the IVG and ING programs.
- A partial subsidy for the cost of military tuition and fee waivers is made through the IVG, ING, and POW/MIA grant programs. Funding for these grant programs is subject to annual appropriations.
- In fiscal year 2002, \$24.6 million in tuition and fees were waived under the IVG, ING, and POW/MIA programs. In fiscal year 2003, \$27.6 million were waived; in fiscal year 2004, \$29.6 million; in fiscal year 2005, \$32.0 million; and in fiscal year 2006, \$38.1 million.
- Changes in the number of recipients do not account for the steady increase in the cost of the tuition and fee benefits. While the number of IVG and ING recipients increased only 2.1 percent between fiscal years 2002 and 2006, the amount waived per student for IVG and ING grants increased over 52 percent.
- Increases in tuition and fee charges largely account for the increases in program costs. Between fiscal years 2002 and 2006, the average annual tuition and fee charge rose from \$4,786 to \$7,151 (49.4 percent) at public universities and from \$1,731 to \$2,318 (33.9 percent) at community colleges.
- ISAC estimates of the enrollment status of IVG and ING recipients attending public universities show that the proportion of recipients attending on a full-time basis likely increased relative to students studying part time at nine of the twelve institutions between fiscal years 2002 and 2006. Full-time student status increases the average amount waived.
- While most higher education appropriations experienced reductions between fiscal years 2002 and 2006, the State maintained its voluntary subsidy of the IVG program at \$19.25 million annually from fiscal year 2002 through fiscal year 2006. The subsidy appropriated to the ING program remained at \$4.5 million annually over the same period. Appropriations for the MIA/POW Scholarship program have averaged approximately \$840,000, with the exception of fiscal year 2006 when a supplemental appropriation raised the total to \$1.7 million.
- Between fiscal years 2002 and 2006, the difference between the cost of tuition and fees waived and the amount of claims paid from state appropriations totaled \$29.7 million.



## INTRODUCTION

Since 1920, the State of Illinois has provided various educational assistance plans to Illinois military veterans. This report focuses on three specific grant programs that provide educational benefits to Illinois military veterans: the Illinois Veteran Grants, the Illinois National Guard and Naval Militia Grant, and MIA/POW Scholarships. The Illinois Veteran Grant (IVG) and the Illinois National Guard and Naval Militia Grant (ING) programs are administered through the Illinois Student Assistance Commission (ISAC), while the MIA/POW Scholarship program is administered by the Department of Veterans Affairs (DVA).

Veterans who qualify for any of these grants are eligible to receive the benefits to which they are entitled regardless of the level of state funding provided for the grants. Public institutions are required by law to waive tuition and fees for all eligible military veterans even though the institution may not receive full state subsidization of claims submitted to ISAC or DVA. For the past four fiscal years, public institutions in Illinois have waived tuition and fees in amounts that, in some cases, were in excess of the amount of funding appropriated for the program.

During the Spring 2006 session of the Illinois General Assembly, two House Resolutions were passed (HR1121 and HR1039) calling for a report on the amount of tuition and fees that public universities and community colleges have waived for military grant programs to be presented to the General Assembly and the Governor no later than January 1, 2007. Copies of HR1121 and HR1039 are included in Appendix A.

This report presents a brief history of each grant program and historical funding trends. It also examines the number of recipients participating in the programs, the total dollar value of benefits claimed, and the amount of claims paid at each public university and community college for fiscal years 2002 through 2006.

## OVERVIEW OF GRANT PROGRAMS

**Illinois Veteran Grant:** In 1967, the Illinois Student Assistance Commission began administering a program providing tuition waivers at Illinois public universities to qualified veterans. This program was expanded in 1969 to include veterans attending community colleges. In 1975, administration of this program was transferred to the Illinois Veterans Commission; however, it was transferred back to ISAC in 1987, where it has remained substantially in the same form since 1967.

The IVG program pays eligible tuition and mandatory fees for undergraduate or graduate study for the equivalent of four academic years at any of Illinois' public universities or community colleges. In past years only certain fees were covered; however, beginning with the Fall 2005 term, benefits were expanded to include all mandatory fees.

Following are the basic requirements for eligibility for the IVG:

- Served at least one year of active duty;
- Illinois resident six months prior to entering active duty;
- Awarded an honorable discharge; and
- Returned to the state within six months of discharge.

For a complete list of eligibility requirements, contact the Illinois Student Assistance Commission, or visit its website at <http://www.collegezone.com>.

**Illinois National Guard and Naval Militia Grant:** The ING was created in 1976 as the National Guard/Naval Militia Scholarship. This program offered scholarships to enlisted personnel in the Illinois National Guard or Naval Militia. The program has undergone a number of changes in eligibility over the years and has expanded to include officers.

The ING program pays eligible tuition and fees for the equivalent of four academic years at any Illinois public university or community college while the student is a member of the Illinois National Guard.

Following are the basic requirements for eligibility for the ING:

- Currently an enlisted or company grade officer of an Illinois National Guard unit;
- Served at least one year in the Illinois National Guard.

For a complete list of eligibility requirements, contact the Illinois Student Assistance Commission, or visit their website at <http://www.collegezone.com>.

**MIA/POW Scholarship Program:** The MIA/POW Scholarship is available to dependents of Illinois veterans who are (or were) prisoners of war, declared missing in action, deceased, or have a 100% service-related disability. These scholarships may be used by a spouse or child without regard to age and are awarded for the equivalent of four academic years at any Illinois public university or community college.

For more information regarding eligibility requirements, contact the Illinois Department of Veterans Affairs.

## **HISTORICAL APPROPRIATIONS**

Table 1 and Figures 1 through 3 present a history of state appropriations for the Illinois Veteran Grant Program, the Illinois National Guard and Naval Militia Program, and the MIA/POW Scholarship Program.

Table 1  
 Appropriations for Military Veterans Programs  
 Fiscal Years 1990 through 2007

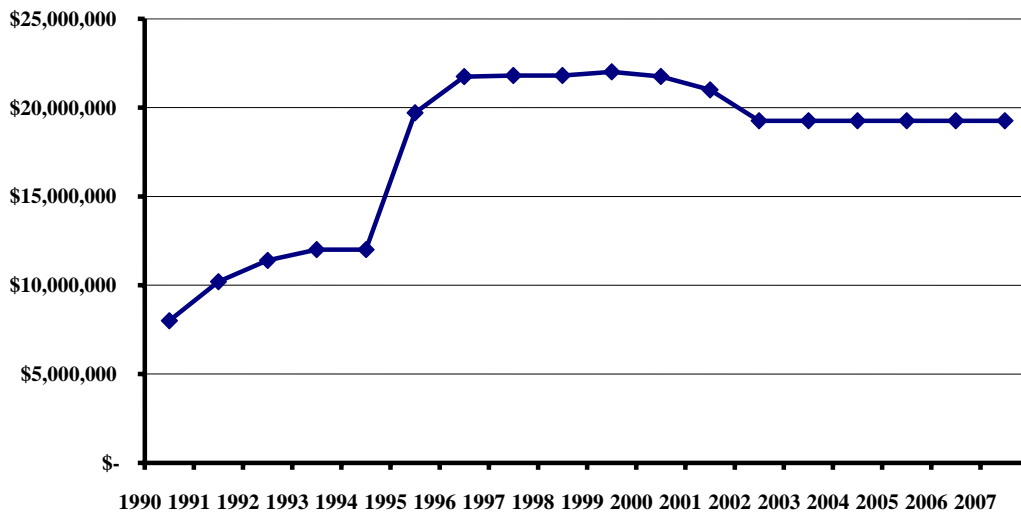
<u>Fiscal Year</u>	Illinois Veteran <u>Grant</u>	Illinois National Guard and Naval <u>Militia Grant</u>	MIA/POW <u>Scholarships</u>
1990	\$ 8,000,000	\$ 3,200,000	\$ 433,300
1991	10,200,000	3,600,000	455,200
1992	11,400,000	3,800,000	531,500
1993	12,000,000	3,800,000	531,500
1994	12,000,000	3,500,000	452,400
1995	19,700,000	3,800,000	489,450
1996	21,740,000	3,800,000	489,400
1997	21,800,000	3,800,000	489,400
1998	21,800,000	3,919,700	639,400
1999	22,000,000	3,900,000	639,400
2000	21,750,000	4,050,000	639,400
2001	21,000,000	4,325,000	798,000
2002	19,250,000	4,500,000	844,900
2003	19,250,000	4,500,000	844,900
2004	19,250,000	4,500,000	844,900
2005	19,250,000	4,500,000	825,900
2006	19,250,000	4,500,000	1,713,500 *
2007	19,250,000	4,500,000	842,500

\*Includes supplemental appropriation

Source: Illinois Student Assistance Commission and  
*Illinois Appropriations Report* (Office of the Comptroller)

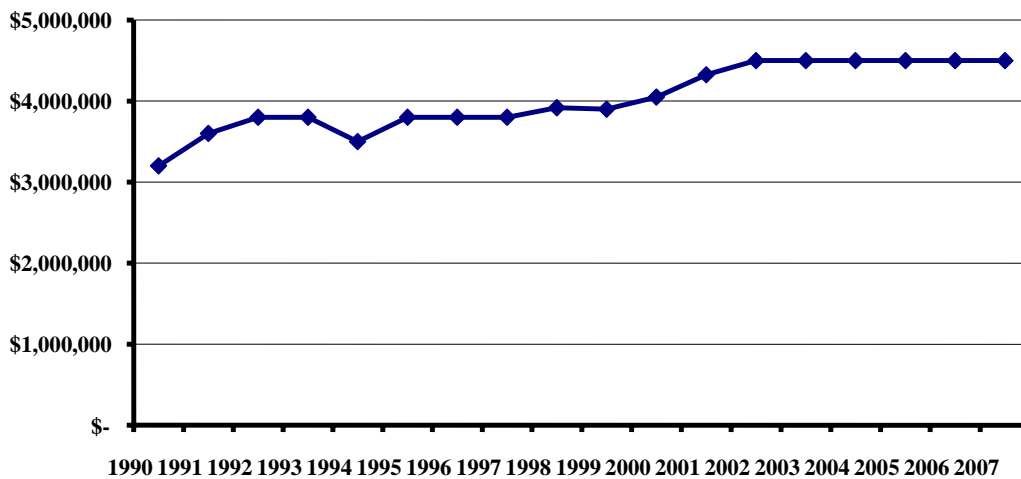
Appropriations for the IVG totaled \$8.0 million in fiscal year 1990. After several years of slow growth or level funding, the IVG increased significantly -- from \$12.0 million to \$19.7 million (64 percent) -- between fiscal years 1994 and 1995. This increase in state funding occurred after three years (fiscal years 1992 through 1994) of appropriations that were insufficient to pay the total claims submitted. Funding for the IVG decreased slightly in fiscal year 2002, from \$21.0 million to \$19.25 million. This reduction in appropriations occurred when the number of eligible participants decreased and the amount of the appropriation exceeded total claims. There has been no change in appropriations for the IVG program since fiscal year 2002, with the annual appropriation remaining at \$19.25 million.

**Figure 1**  
**Illinois Veteran Grant Appropriations**  
**Fiscal Year 1990 through 2007**



Funding for the ING program totaled \$3.2 million in fiscal year 1990. Funding increased to approximately \$4.0 million in fiscal year 2000. ISAC records note that during fiscal years 1993 and 1994, the level of funding appropriated was insufficient to pay all claims. After a series of small increases between fiscal years 1995 and 2000, appropriations for the ING rose to \$4.3 million in fiscal year 2001 and to \$4.5 million in fiscal year 2002. Annual appropriations have remained at this level through fiscal year 2007.

**Figure 2**  
**Illinois National Guard and Naval Militia Grant**  
**Appropriations**  
**Fiscal Year 1990 through 2007**



Appropriations to the Department of Veterans Affairs for MIA/POW Scholarships nearly doubled between fiscal years 1990 and 2002, rising from \$433,300 to \$844,900 during that time period. Since fiscal year 2002, annual appropriations have remained relatively flat with the exception of fiscal year 2006 when a supplemental appropriation increased funding for MIA/POW Scholarships to \$1.7 million.



**Figure 3**  
**MIA/POW Scholarship Appropriations**  
**Fiscal Year 1990 through 2007**

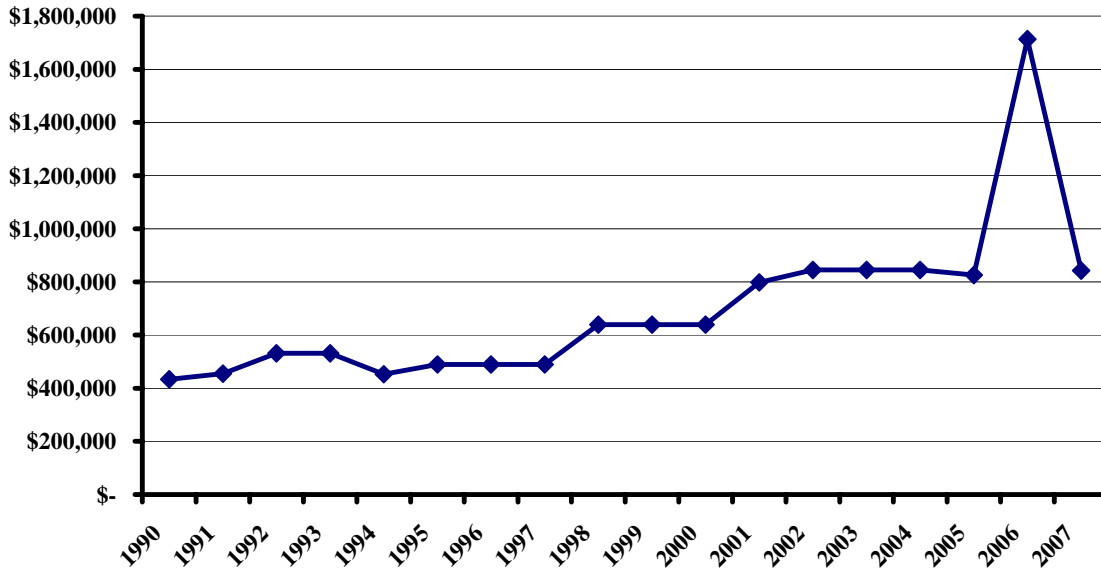


Table 2 shows the unduplicated number of recipients participating in the IVG and ING programs. Comparable historical data are not available for the MIA/POW Scholarship Program. The number of veterans receiving IVG benefits rose steadily throughout the early 1990s before peaking in fiscal year 1994. The number of participants began slowly declining and, by 2001, had dropped to approximately the same level as fiscal year 1990. Between fiscal years 2001 and 2005, the number of IVG recipients remained fairly constant. There was a 4.5 percent increase in the number of participants in fiscal year 2006, all at public universities (for FY2002 – FY2006 details see Appendix B, IVG Recipients and Expenditures). Between fiscal year 2002 and fiscal year 2006, IVG participation increased by 408, or 3.5 percent.

The number of National Guard members participating in the ING program totaled 3,819 in fiscal year 1990. After experiencing fairly steady declines between 1990 and 2005, there was a 15 percent increase (from 1,698 to 1,962 participants) in the number of participants between fiscal years 2005 and 2006 (for FY2002 – FY2006 details, see Appendix B, ING Recipients and Expenditures). Between fiscal year 2002 and fiscal year 2006, IVG participation declined by 114, or -5.5 percent.

ISAC estimates of the enrollment status of IVG and ING recipients attending public universities show that the proportion of recipients attending on a full-time basis may have increased relative to students studying part time at nine of the twelve institutions between fiscal years 2002 and 2006. A shift toward more full-time enrollment would result in higher program costs, as would a relative shift from enrollment at community colleges to enrollment at public universities.

Table 2  
 Number of Recipients of Military Veterans Programs  
 Fiscal Years 1990 through 2007

<u>Fiscal Year</u>	Illinois Veteran <u>Grant</u>	Illinois National Guard and Naval <u>Militia Grants</u>
1990	11,717	3,819
1991	12,442	3,244
1992	14,706	3,369
1993	16,802	3,553
1994	17,330	2,736
1995	16,533	3,431
1996	16,010	2,447
1997	15,024	2,488
1998	14,308	2,790
1999	13,289	2,453
2000	12,574	2,427
2001	11,756	2,934
2002	11,622	2,076
2003	11,890	2,621
2004	11,815	2,001
2005	11,511	1,698
2006	12,030	1,962

*Source: Illinois Student Assistance Commission*

### **BENEFIT AWARDS AND PAYMENTS**

HR1121 and HR1039 mandate an analysis of state funding of the Illinois Veteran Grant, the Illinois National Guard and Naval Militia Grant, and the MIA/POW Scholarship programs over the past four fiscal years and the amount of tuition and fees that have been waived by public universities and community colleges during that time period. Table 3 presents a statewide summary, by grant, of the total benefits claimed and the amount of awards paid at public universities and community colleges. Detailed information for individual institutions is included in Appendix B.

Under the requirements of 110 ILCS 947/40 (Illinois Veteran Grant), 110 ILCS 947/45 (Illinois National Guard and Naval Militia Grant), and 105 ILCS 5/30-14.2 (MIA/POW Scholarships), public universities and community colleges must waive tuition and approved fee costs for all qualified applicants regardless of the availability of funding for the grant programs. Between fiscal years 2002 and 2006, participants in these three programs received tuition and fee benefits with a dollar value of over \$151.8 million. During this same time period, state subsidies paid to public universities and community colleges for these programs totaled \$122.2 million.

**Table 3**  
**Summary of Grant Payments by Sector**  
**Fiscal Years 2002 through 2006**

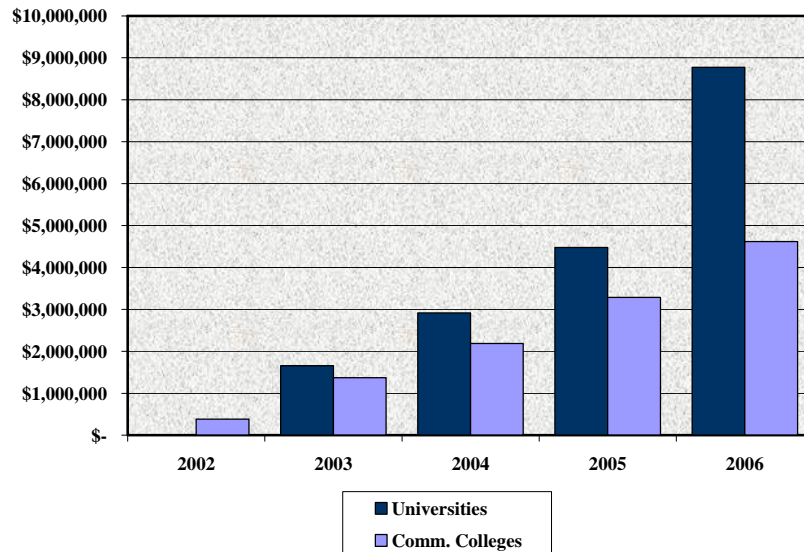
<b>Public Universities</b>						
	<u>FY2002</u>	<u>FY2003</u>	<u>FY2004</u>	<u>FY2005</u>	<u>FY2006</u>	<u>Cumulative</u>
<b>Illinois Veteran Grant</b>						
Total Cost of Tuition & Fee Benefits	11,063,768	12,363,137	13,602,774	15,257,916	20,276,745	72,564,340
Total Benefits Paid to Universities	<u>11,062,857</u>	<u>10,817,964</u>	<u>11,033,397</u>	<u>11,162,757</u>	<u>12,252,251</u>	<u>56,329,226</u>
Difference	(911)	(1,545,173)	(2,569,377)	(4,095,159)	(8,024,494)	(16,235,114)
<b>Illinois National Guard/Naval Militia Grant</b>						
Total Cost of Tuition & Fee Benefits	2,972,565	3,332,996	3,304,140	3,197,373	3,998,589	16,805,663
Total Benefits Paid to Universities	<u>2,972,565</u>	<u>3,217,348</u>	<u>3,206,424</u>	<u>3,147,460</u>	<u>3,249,419</u>	<u>15,793,216</u>
Difference	-	(115,648)	(97,716)	(49,913)	(749,170)	(1,012,447)
<b>MIA/POW Scholarships</b>						
Total Cost of Tuition & Fee Benefits	514,649	567,417	744,801	838,247	1,019,266	3,684,380
Total Benefits Paid to Universities	<u>514,649</u>	<u>567,417</u>	<u>495,298</u>	<u>505,271</u>	<u>1,019,266</u>	<u>3,101,901</u>
Difference	-	-	(249,503)	(332,976)	-	(582,479)
						<u><u>\$ (17,830,040)</u></u>
<b>Community Colleges</b>						
	<u>FY2002</u>	<u>FY2003</u>	<u>FY2004</u>	<u>FY2005</u>	<u>FY2006</u>	<u>Cumulative</u>
<b>Illinois Veteran Grant</b>						
Total Cost of Tuition & Fee Benefits	8,567,551	9,745,825	10,183,057	11,014,296	11,291,022	50,801,751
Total Benefits Paid to Community College	<u>8,182,690</u>	<u>8,421,426</u>	<u>8,178,194</u>	<u>8,054,280</u>	<u>6,982,332</u>	<u>39,818,922</u>
Difference	(384,861)	(1,324,399)	(2,004,863)	(2,960,016)	(4,308,690)	(10,982,829)
<b>Illinois National Guard/Naval Militia Grant</b>						
Total Cost of Tuition & Fee Benefits	1,187,026	1,303,499	1,325,638	1,143,090	1,510,162	6,469,415
Total Benefits Paid to Community College	<u>1,187,026</u>	<u>1,256,453</u>	<u>1,290,919</u>	<u>1,069,253</u>	<u>1,197,594</u>	<u>6,001,245</u>
Difference	-	(47,046)	(34,719)	(73,837)	(312,568)	(468,170)
<b>MIA/POW Scholarships</b>						
Total Cost of Tuition & Fee Benefits	279,877	280,775	438,837	550,472	*	1,549,961
Total Benefits Paid to Community College	<u>279,877</u>	<u>280,775</u>	<u>289,750</u>	<u>297,544</u>	<u>*</u>	<u>1,147,946</u>
Difference	-	-	(149,087)	(252,928)		(402,015)
						<u><u>\$ (11,853,014)</u></u>
<b>Total</b>						
	<u>FY2002</u>	<u>FY2003</u>	<u>FY2004</u>	<u>FY2005</u>	<u>FY2006</u>	<u>Cumulative</u>
<b>Illinois Veteran Grant</b>						
Total Cost of Tuition & Fee Benefits	19,631,319	22,108,962	23,785,831	26,272,212	31,567,767	
Total Benefits Paid to Public Institutions	<u>19,245,547</u>	<u>19,239,390</u>	<u>19,211,591</u>	<u>19,217,037</u>	<u>19,234,583</u>	
Difference	(385,772)	(2,869,572)	(4,574,240)	(7,055,175)	(12,333,184)	(27,217,943)
<b>Illinois National Guard/Naval Militia Grant</b>						
Total Cost of Tuition & Fee Benefits	4,159,591	4,636,495	4,629,778	4,340,463	5,508,751	
Total Benefits Paid to Public Institutions	<u>4,159,591</u>	<u>4,473,801</u>	<u>4,497,343</u>	<u>4,216,713</u>	<u>4,447,013</u>	
Difference	-	(162,694)	(132,435)	(123,750)	(1,061,738)	(1,480,617)
<b>MIA/POW Scholarships</b>						
Total Cost of Tuition & Fee Benefits	794,526	848,192	1,183,638	1,388,719	*	
Total Benefits Paid to Public Institutions	<u>794,526</u>	<u>848,192</u>	<u>785,048</u>	<u>802,815</u>	<u>*</u>	
Difference	-	-	(398,590)	(585,904)		(984,494)
						<u><u>\$ (29,683,054)</u></u>

Note: The total cost of tuition and fee benefits provided through the IVG and the ING excludes ineligible claims and refunds. Total costs of tuition and fee benefits provided through MIA/POW Scholarships do not reflect these adjustment. This may cause the difference between the total cost of benefits and the amounts paid to be slightly overstated for MIA/POW Scholarships.

\*Data not available from the Department of Veterans Affairs.

Figure 4, shown below, graphically presents the dollar difference between the total dollar value of the benefits claimed and the subsidies paid to public universities and community colleges in fiscal years 2002 through 2006.

**Figure 4**  
**Difference Between Total Cost of Benefits and**  
**Total Benefits Paid to Institutions**



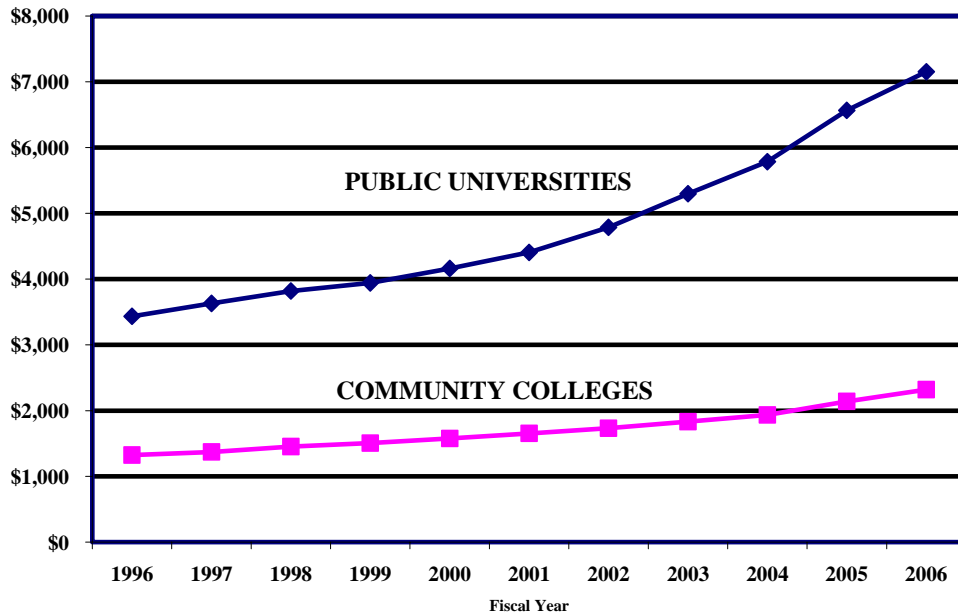
In fiscal year 2002, the difference between the amount appropriated for the IVG and the amount of benefits claimed totaled \$385,772. Appropriations to ISAC for the ING and to DVA for the MIA/POW Scholarships were sufficient to cover all eligible claims for fiscal year 2002. Funding for the MIA/POW program was sufficient to cover claims in fiscal year 2003, and a supplemental appropriation was provided for the program in fiscal year 2006. With the exception of the MIA/POW Scholarship program, the difference between annual appropriations and total claims has grown each year since fiscal year 2002. The cumulative differences between amounts appropriated and benefits claimed total \$27.2 million for IVG, \$1.5 million for ING, and \$984,494 for MIA/POW Scholarships. Differences shown for MIA/POW Scholarships may be slightly overstated as the information received from DVA included all claims presented and did not make adjustments for ineligible claims or refunds.

### TUITION AND FEE CHARGES

An important variable in the growing gap between the cost of tuition and fee benefits for veterans and the State's ability to subsidize those costs is the rate that tuition and fee charges at public institutions have increased. Between fiscal years 2002 and 2006, as the gap was widening between total benefits claimed and the amount of annual appropriations, the annual weighted average tuition and fee rate at public universities rose from \$4,786 to \$7,151, or 49.4 percent. The annual weighted average tuition and fee charge at a community college rose from \$1,731 to \$2,318, or 33.9 percent. These increases in tuition and fee charges occurred during the same period that state funding for public universities declined by \$196.0 million (13 percent). State funding for community college operations and grants declined by \$33.3 million (10 percent) during this time period.

Figure 5 traces the increases in public university and community college tuition and fee rates from fiscal years 1996 through 2006.

**Figure 5**  
**Average Annual Tuition & Fees**  
**at Illinois Public Universities and Community Colleges**  
**Fiscal Years 1996 - 2006**



### CONCLUSION

An analysis of the Illinois Veteran Grant, the Illinois National Guard and Naval Militia Grant, and the MIA/POW Scholarship program shows that the total dollar value of benefits claimed between fiscal year 2002 and fiscal year 2006 amounted to over \$151.8 million. State subsidies provided approximately \$122.2 million to cover these benefits, leaving a difference of \$29.7 million in costs that were absorbed by public colleges and universities in Illinois.

Several factors have contributed to the gap between program costs and state subsidies. First, while the subsidy programs did not experience reductions in appropriations between fiscal years 2002 and 2006, little or no increases in state funding were provided for the programs. Second, during the same time period, tuition and fee rates at public colleges and universities increased rapidly. Third, the proportion of recipients attending college full time appears to have increased relative to students studying part time, and in fiscal year 2006, there was an increase in the number of IVG recipients attending public universities relative to community colleges. The total number of recipients fluctuated over the time period studied; growth in the number of recipients was modest and accounted for little of the steady increase in the cost of the tuition and fee waivers.



**APPENDIX A**

**House Resolutions 1039 and 1121**







HR1121

LRB094 20110 NHT 57792 r

1

HOUSE RESOLUTION

2           WHEREAS, The State of Illinois honors Illinois veterans for  
3 service in the United States Armed Services and Illinois  
4 National Guard with grants and scholarships to attend public  
5 universities and community colleges in this State; and

6           WHEREAS, The Veteran Grant Program pays eligible tuition  
7 and certain fees for either undergraduate or graduate study at  
8 any public university or community college in this State for  
9 Illinois residents who qualify; a qualified applicant must be a  
10 member of the Armed Forces of the United States who has served  
11 at least one year of active duty and whose separation from such  
12 service has been characterized as honorable; and

13           WHEREAS, The Illinois National Guard Grant Program pays  
14 tuition and eligible fees at all public universities and  
15 community colleges in this State; the applicant must be on  
16 active status and have served for at least one year in the  
17 Illinois National Guard; and

18           WHEREAS, The MIA-POW Scholarship Program for dependents of  
19 Illinois residents declared to be missing in action or  
20 prisoners of war pays all tuition and fees at any public  
21 university or community college in this State; and

22           WHEREAS, In fiscal year 2005, 11,511 students received  
23 Veteran Grants, 1,698 students received Illinois National  
24 Guard Grants, and 801 students received MIA-POW Scholarships;  
25 and

26           WHEREAS, The Veteran Grant Program, the Illinois National  
27 Guard Grant Program, and the MIA-POW Scholarship Program are  
28 all considered entitlement grants; thus, if the General  
29 Assembly does not fully fund these programs to cover all  
30 expenses, the public university or community college must waive

1 all tuition and fees on behalf of that student; and

2 WHEREAS, Public universities and community colleges in  
3 this State must raise tuition and fees in order to compensate  
4 for unfunded mandates placed upon them by the Governor's  
5 budget; and

6 WHEREAS, It is not fiscally responsible for the Governor to  
7 increase government spending while other parts of the budget  
8 continue to be underfunded; and

9 WHEREAS, The Governor's proposed budget for fiscal year  
10 2007 provides level funding for the Veteran Grant Program, the  
11 Illinois National Guard Grant Program, and the MIA-POW  
12 Scholarship Program despite increasing enrollment primarily  
13 due to the Global War on Terrorism; and

14 WHEREAS, This level funding will require public  
15 universities and community colleges to waive an estimated \$12.7  
16 million in tuition and fees; therefore, be it

17 RESOLVED, BY THE HOUSE OF REPRESENTATIVES OF THE  
18 NINETY-FOURTH GENERAL ASSEMBLY OF THE STATE OF ILLINOIS, that  
19 the public universities and community colleges of this State  
20 are entitled to reimbursement for the costs incurred in the  
21 administration of the Veteran Grant Program, the Illinois  
22 National Guard Grant Program, and the MIA-POW Scholarship  
23 Program in the past fiscal years; and be it further

24 RESOLVED, That the Veteran Grant Program, the Illinois  
25 National Guard Grant Program, and the MIA-POW Scholarship  
26 Program receive full funding in fiscal year 2007 and future  
27 fiscal years based on the funding recommendations from the  
28 Illinois Student Assistance Commission and Department of  
29 Veterans' Affairs; and be it further

1           RESOLVED, That the Board of Higher Education conduct a  
2 study detailing over the last four fiscal years the amount of  
3 tuition and fees each public university and community college  
4 has waived in order to compensate for the lack of funding in  
5 the Governor's budgets for the Veteran Grant Program, Illinois  
6 National Guard Grant Program, and MIA-POW Scholarship Program,  
7 to be submitted to the General Assembly and Governor no later  
8 than January 1, 2007; and be it further

9           RESOLVED, That the Board of Higher Education conduct an  
10 annual study detailing the amounts each public university and  
11 community college had to waive in tuition and fees the previous  
12 academic year in order to compensate for the underfunding in  
13 the Governor's budget for the Veteran Grant Program, Illinois  
14 National Guard Grant Program, and MIA-POW Scholarship Program,  
15 to accompany the Board of Higher Education's annual budget  
16 recommendations to the Governor and General Assembly; and be it  
17 further

18           RESOLVED, That suitable copies of this resolution be  
19 delivered to the Governor, the Board of Higher Education, and  
20 the president of each public university and community college  
21 in this State.



HR1039 Enrolled

LRB094 19954 RAS 57325 r

1  
2  
3  
4  
5  
6  
7  
8  
9  
10  
11  
12  
13  
14  
15  
16  
17  
18  
19  
20  
21  
22  
23  
24  
25  
26  
27  
28  
29

HOUSE RESOLUTION 1039

WHEREAS, The State of Illinois honors Illinois veterans for service in the United States Armed Services and Illinois National Guard with grants and scholarships to attend Illinois public universities and community colleges; and

WHEREAS, The Illinois Veteran Grant Program pays eligible tuition and certain fees for undergraduate study at any Illinois community college for Illinois residents who qualify; a qualified applicant is any member of the Armed Forces of the United States who has served at least one year of active duty and whose separation from such service has been characterized as honorable; and

WHEREAS, The Illinois National Guard Grant Program pays tuition and eligible fees at all Illinois community colleges; a qualified applicant must be on active status and have served for at least one year in the Illinois National Guard; and

WHEREAS, The MIA-POW Scholarship Program for dependents of Illinois residents declared to be missing in action or prisoners of war pays all tuition and fees at any Illinois community college; and

WHEREAS, The Illinois Veteran Grant Program, the Illinois National Guard Grant Program, and the MIA-POW Scholarship Program are all considered entitlement grants; thus, if the General Assembly does not fully fund these programs to cover all expenses, the community college must waive all tuition and fees on behalf of that student; and

WHEREAS, Illinois community colleges must raise tuition and fees in order to compensate for unfunded mandates placed upon them by the Governor's budget; and

1           WHEREAS, It is not fiscally responsible for the Governor to  
2 increase government spending while other parts of the budget  
3 continue to be underfunded; and

4           WHEREAS, The Governor's Fiscal Year 2007 proposed budget  
5 provides level funding for the Illinois Veteran Grant Program,  
6 the Illinois National Guard Grant Program, and the MIA-POW  
7 Scholarship Program, despite increasing enrollment primarily  
8 due to the Global War on Terrorism; therefore, be it

9           RESOLVED, BY THE HOUSE OF REPRESENTATIVES OF THE  
10 NINETY-FOURTH GENERAL ASSEMBLY OF THE STATE OF ILLINOIS, that  
11 the community colleges of the State of Illinois are entitled to  
12 reimbursement for the costs incurred in the administration of  
13 the Illinois Veteran Grant Program, the Illinois National Guard  
14 Grant Program, and the MIA-POW Scholarship Program in the past  
15 fiscal years; and be it further

16           RESOLVED, That the Board of Higher Education and the  
17 Illinois Community College Board conduct a joint study  
18 detailing the amount of tuition and fees each community college  
19 has waived over the current and last four fiscal years to  
20 compensate for the lack of funding in the Governor's budgets  
21 for the Illinois Veteran Grant Program, the Illinois National  
22 Guard Grant Program, and the MIA-POW Scholarship Program, with  
23 a report of the findings of the joint study submitted to the  
24 General Assembly and to the Governor no later than January 1,  
25 2007; and be it further

26           RESOLVED, That the amount determined by the joint study of  
27 the Board of Higher Education and the Illinois Community  
28 College Board be the recommended amount of reimbursement to the  
29 community colleges of this State to be appropriated in Fiscal  
30 Year 2008; and be it further

31           RESOLVED, That suitable copies of this resolution be

1 delivered to the Governor, the Board of Higher Education, the  
2 Illinois Community College Board, and the president of each  
3 community college of the State.

**APPENDIX B**

**Illinois Veteran Grant, Illinois National Guard and Naval Militia Grant,  
and MIA/POW Scholarships by Institution**

**Fiscal Years 2002 through 2006**





**Illinois Veteran Grant Program  
Recipients and Expenditures  
Fiscal Year 2002 - Fiscal Year 2006**

	Fiscal Year 2002		Fiscal Year 2003		Fiscal Year 2004		Fiscal Year 2005		Fiscal Year 2006	
	Recipients*	Awards Paid	Recipients*	Awards Paid	Recipients*	Awards Paid	Recipients*	Awards Paid	Recipients*	Awards Paid
<b>Public Universities</b>										
Chicago State University	246	420,382	262	383,271	260	451,141	198	218,484	295	599,201
Eastern Illinois University	118	278,092	131	297,346	126	302,778	125	318,616	148	326,647
Governors State University	168	258,128	184	216,378	193	321,646	188	372,456	233	384,228
Illinois State University	350	1,026,267	317	917,061	304	801,026	294	595,528	336	944,154
Northeastern Illinois University	307	519,389	298	533,671	287	479,440	315	477,274	343	641,422
Northern Illinois University	425	1,337,662	406	1,293,509	398	1,198,567	404	1,160,798	456	1,329,177
Southern Illinois University Carbondale	900	2,504,444	782	2,074,264	750	2,257,928	687	2,316,278	754	2,236,424
Southern Illinois University Edwardsville	339	712,462	328	721,527	333	742,426	349	863,764	414	988,015
University of Illinois Chicago	403	1,753,094	423	1,865,581	392	1,828,361	393	2,006,534	444	1,940,947
University of Illinois Springfield	146	139,268	162	263,977	149	276,216	145	299,188	156	325,987
University of Illinois Urbana/Champaign	229	1,376,253	237	1,469,580	265	1,594,885	253	1,706,453	270	1,593,993
Western Illinois University	319	737,416	354	781,799	344	778,983	342	827,384	386	942,056
<b>Total Public 4-Year</b>	<b>3,950</b>	<b>11,062,857</b>	<b>3,884</b>	<b>10,817,964</b>	<b>3,801</b>	<b>11,033,397</b>	<b>3,693</b>	<b>11,162,757</b>	<b>4,235</b>	<b>12,252,251</b>
<b>Community Colleges</b>	<b># Awards</b>	<b>\$ Payout</b>	<b># Awards</b>	<b>\$ Payout</b>	<b>Recipients*</b>	<b>Awards Paid</b>	<b>Recipients*</b>	<b>Awards Paid</b>	<b>Recipients*</b>	<b>Awards Paid</b>
Black Hawk College	209	161,960	218	162,988	204	159,200	196	154,054	193	142,058
Carl Sandburg Junior College	93	96,443	89	97,984	94	86,460	80	83,965	67	60,692
City Colleges of Chicago	683	666,892	688	791,571	760	793,179	735	837,294	720	650,560
College of DuPage	556	390,632	606	631,189	573	525,036	535	534,279	495	504,843
College of Lake County	149	85,449	275	179,780	273	183,465	279	184,247	276	187,839
Danville Area College	98	95,965	86	85,073	100	91,704	69	58,693	76	57,069
Elgin Community College	148	123,103	199	184,241	174	191,453	126	147,764	192	174,713
Heartland Community College	163	116,306	183	151,953	177	133,273	156	112,577	175	119,076
Highland Community College	73	117,956	80	136,424	70	81,810	74	101,930	67	76,339
Illinois Central College	484	538,240	528	695,638	548	645,372	557	503,851	557	592,432
Illinois Eastern Community Colleges	63	53,858	68	58,786	64	41,811	57	59,776	59	52,138
Illinois Valley Community College	110	147,369	126	151,957	97	109,122	101	85,028	95	79,520
John A Logan College	155	168,527	170	174,775	184	195,425	176	162,691	168	143,197
John Wood Community College	64	55,507	74	88,916	56	62,802	67	74,016	79	56,694
Joliet Junior College	220	155,305	252	181,611	268	205,956	287	204,506	314	228,295
Kankakee Community College	115	55,816	98	61,208	145	96,295	112	155,720	103	96,405
Kaskaskia Junior College	83	105,314	79	88,291	87	88,080	87	97,173	84	74,662
Kishwaukee College	89	74,012	94	80,950	102	94,627	116	164,087	144	148,264
Lake Land College	176	247,627	182	229,709	167	181,918	179	217,780	159	158,131
Lewis & Clark Community College	167	145,486	159	124,014	167	146,718	155	152,012	148	117,945
Lincoln Land Community College	258	268,095	271	274,863	267	260,476	246	256,705	250	216,890
McHenry County College	122	71,849	105	72,368	105	81,677	98	78,950	131	91,863
Moraine Valley Community College	393	487,776	367	510,022	325	331,222	309	333,769	310	266,444
Morton College	69	56,827	77	67,771	78	73,385	70	51,783	87	68,867
Oakton Community College	127	91,401	127	94,827	118	119,718	105	42,510	104	118,083
Parkland College	241	294,049	244	326,235	258	355,638	258	347,118	264	309,396
Prairie State College	254	550,029	285	448,789	283	540,941	321	572,853	209	320,819
Rend Lake College	100	126,172	95	106,342	83	100,283	78	91,369	93	83,305
Richland Community College	193	207,207	157	137,359	159	131,257	146	112,842	130	89,872
Rock Valley College	233	179,468	271	143,184	299	276,286	283	310,081	270	207,319
Sauk Valley Community College	83	47,522	81	57,666	86	60,925	101	72,433	88	64,400
Shawnee Community College	33	21,358	37	28,170	41	33,471	39	32,226	42	29,396
South Suburban College of Cook County	180	234,486	212	146,032	204	211,654	182	242,469	196	183,299
Southeastern Illinois College	32	21,558	23	25,353	19	15,716	30	26,276	35	25,585
Southwestern Illinois College	553	360,244	560	388,527	538	350,579	543	373,436	547	328,960
Spoon River College	38	49,768	47	61,299	40	61,974	54	58,113	53	13,728
Triton College	286	257,096	271	240,318	272	304,434	239	264,713	243	191,541
Waubonsee Community College	176	92,199	188	111,085	180	119,625	229	117,641	226	123,253
William Rainey Harper College	403	1,163,819	334	824,158	349	635,227	343	577,550	346	528,440
<b>Total Public 2-Year</b>	<b>7,672</b>	<b>8,182,690</b>	<b>8,006</b>	<b>8,421,426</b>	<b>8,014</b>	<b>8,178,194</b>	<b>7,818</b>	<b>8,054,280</b>	<b>7,795</b>	<b>6,982,332</b>
<b>Total</b>	<b>11,622</b>	<b>\$19,245,547</b>	<b>11,890</b>	<b>\$19,239,390</b>	<b>11,815</b>	<b>\$19,211,591</b>	<b>11,511</b>	<b>\$19,217,037</b>	<b>12,030</b>	<b>\$19,234,583</b>

Source: Illinois Student Assistance Commission

\*Unduplicated count

**Illinois Veteran Grant Program  
Claims and Awards  
Fiscal Year 2002**

	Amounts	Awards	Difference
	<u>Claimed</u>	<u>Paid</u>	
<u>Public Universities</u>			
Chicago State University	420,382	420,382	-
Eastern Illinois University	278,092	278,092	-
Governors State University	258,128	258,128	-
Illinois State University	1,026,267	1,026,267	-
Northeastern Illinois University	519,389	519,389	-
Northern Illinois University	1,337,662	1,337,662	-
Southern Illinois University Carbondale	2,504,444	2,504,444	-
Southern Illinois University Edwardsville	712,462	712,462	-
University of Illinois Chicago	1,754,005	1,753,094	(911)
University of Illinois Springfield	139,268	139,268	-
University of Illinois Urbana/Champaign	1,376,253	1,376,253	-
Western Illinois University	737,416	737,416	-
<b>Total Public 4-Year</b>	<b>11,063,768</b>	<b>11,062,857</b>	<b>(911)</b>

	Amounts	Awards	Difference
	<u>Claimed</u>	<u>Paid</u>	
<u>Community Colleges</u>			
Black Hawk College	162,663	161,960	(703)
Carl Sandburg College	98,317	96,443	(1,874)
City Colleges of Chicago	681,393	666,892	(14,501)
College of DuPage	438,860	390,632	(48,228)
College of Lake County	88,432	85,449	(2,983)
Danville Area College	95,965	95,965	-
Elgin Community College	123,103	123,103	-
Heartland Community College	130,760	116,306	(14,454)
Highland Community College	117,956	117,956	-
Illinois Central College	543,360	538,240	(5,120)
Illinois Eastern Community Colleges	57,076	53,858	(3,218)
Illinois Valley Community College	147,568	147,369	(199)
John A Logan College	176,338	168,527	(7,811)
John Wood Community College	55,708	55,507	(201)
Joliet Junior College	156,800	155,305	(1,495)
Kankakee Community College	59,287	55,816	(3,471)
Kaskaskia Junior College	109,385	105,314	(4,071)
Kishwaukee College	74,575	74,012	(563)
Lake Land College	248,410	247,627	(783)
Lewis & Clark Community College	148,028	145,486	(2,542)
Lincoln Land Community College	269,013	268,095	(918)
McHenry County College	76,852	71,849	(5,003)
Moraine Valley Community College	522,472	487,776	(34,696)
Morton College	67,054	56,827	(10,227)
Oakton Community College	106,412	91,401	(15,011)
Parkland College	353,385	294,049	(59,336)
Prairie State College	555,812	550,029	(5,783)
Rend Lake College	126,904	126,172	(732)
Richland Community College	209,102	207,207	(1,895)
Rock Valley College	179,468	179,468	-
Sauk Valley Community College	47,522	47,522	-
Shawnee Community College	21,358	21,358	-
South Suburban College of Cook County	271,366	234,486	(36,880)
Southeastern Illinois College	21,866	21,558	(308)
Southwestern Illinois College	368,950	360,244	(8,706)
Spoon River College	50,138	49,768	(370)
Triton College	314,096	257,096	(57,000)
Waubonsee Community College	93,041	92,199	(842)
William Rainey Harper College	1,198,756	1,163,819	(34,937)
<b>Total Public 2-Year</b>	<b>8,567,551</b>	<b>8,182,690</b>	<b>(384,861)</b>
<b>Total</b>	<b>\$ 19,631,319</b>	<b>\$ 19,245,547</b>	<b>\$ (385,772)</b>

Source: Illinois Student Assistance Commission

**Illinois Veteran Grant Program  
Claims and Awards  
Fiscal Year 2003**

<u>Public Universities</u>	Amounts	Awards	<u>Difference</u>
	<u>Claimed</u>	<u>Paid</u>	
Chicago State University	504,272	383,271	(121,001)
Eastern Illinois University	330,578	297,346	(33,232)
Governors State University	278,705	216,378	(62,327)
Illinois State University	1,011,760	917,061	(94,699)
Northeastern Illinois University	538,672	533,671	(5,001)
Northern Illinois University	1,414,614	1,293,509	(121,105)
Southern Illinois University Carbondale	2,552,764	2,074,264	(478,500)
Southern Illinois University Edwardsville	796,921	721,527	(75,394)
University of Illinois Chicago	2,100,417	1,865,581	(234,836)
University of Illinois Springfield	331,264	263,977	(67,287)
University of Illinois Urbana/Champaign	1,624,378	1,469,580	(154,798)
Western Illinois University	878,792	781,799	(96,993)
<b>Total Public 4-Year</b>	<b>12,363,137</b>	<b>10,817,964</b>	<b>(1,545,173)</b>

<u>Community Colleges</u>	Amounts	Awards	<u>Difference</u>
	<u>Claimed</u>	<u>Paid</u>	
Black Hawk College	184,689	162,988	(21,701)
Carl Sandburg College	112,016	97,984	(14,032)
City Colleges of Chicago	878,313	791,571	(86,742)
College of DuPage	676,225	631,189	(45,036)
College of Lake County	199,939	179,780	(20,159)
Danville Area College	97,665	85,073	(12,592)
Elgin Community College	206,242	184,241	(22,001)
Heartland Community College	169,055	151,953	(17,102)
Highland Community College	150,669	136,424	(14,245)
Illinois Central College	728,122	695,638	(32,484)
Illinois Eastern Community Colleges	64,120	58,786	(5,334)
Illinois Valley Community College	169,363	151,957	(17,406)
John A Logan College	194,858	174,775	(20,083)
John Wood Community College	96,703	88,916	(7,787)
Joliet Junior College	203,644	181,611	(22,033)
Kankakee Community College	67,828	61,208	(6,620)
Kaskaskia Junior College	107,866	88,291	(19,575)
Kishwaukee College	90,849	80,950	(9,899)
Lake Land College	261,294	229,709	(31,585)
Lewis & Clark Community College	143,391	124,014	(19,377)
Lincoln Land Community College	304,247	274,863	(29,384)
McHenry County College	83,371	72,368	(11,003)
Moraine Valley Community College	578,018	510,022	(67,996)
Morton College	76,544	67,771	(8,773)
Oakton Community College	107,564	94,827	(12,737)
Parkland College	445,903	326,235	(119,668)
Prairie State College	627,525	448,789	(178,736)
Rend Lake College	121,292	106,342	(14,950)
Richland Community College	171,614	137,359	(34,255)
Rock Valley College	166,122	143,184	(22,938)
Sauk Valley Community College	66,859	57,666	(9,193)
Shawnee Community College	30,469	28,170	(2,299)
South Suburban College of Cook County	225,763	146,032	(79,731)
Southeastern Illinois College	142,068	25,353	(116,715)
Southwestern Illinois College	440,832	388,527	(52,305)
Spoon River College	70,290	61,299	(8,991)
Triton College	240,858	240,318	(540)
Waubonsee Community College	125,633	111,085	(14,548)
William Rainey Harper College	918,002	824,158	(93,844)
<b>Total Public 2-Year</b>	<b>9,745,825</b>	<b>8,421,426</b>	<b>(1,324,399)</b>
<b>Total</b>	<b>\$ 22,108,962</b>	<b>\$ 19,239,390</b>	<b>\$ (2,869,572)</b>

Source: Illinois Student Assistance Commission

**Illinois Veteran Grant Program  
Claims and Awards  
Fiscal Year 2004**

<u>Public Universities</u>	Amounts	Awards	<u>Difference</u>
	<u>Claimed</u>	<u>Paid</u>	
Chicago State University	565,087	451,141	(113,946)
Eastern Illinois University	377,534	302,778	(74,756)
Governors State University	386,872	321,646	(65,226)
Illinois State University	994,179	801,026	(193,153)
Northeastern Illinois University	590,512	479,440	(111,072)
Northern Illinois University	1,469,088	1,198,567	(270,521)
Southern Illinois University Carbondale	2,784,452	2,257,928	(526,524)
Southern Illinois University Edwardsville	909,034	742,426	(166,608)
University of Illinois Chicago	2,253,836	1,828,361	(425,475)
University of Illinois Springfield	343,013	276,216	(66,797)
University of Illinois Urbana/Champaign	1,963,907	1,594,885	(369,022)
Western Illinois University	965,259	778,983	(186,276)
<b>Total Public 4-Year</b>	<b>13,602,774</b>	<b>11,033,397</b>	<b>(2,569,377)</b>

<u>Community Colleges</u>	Amounts	Awards	<u>Difference</u>
	<u>Claimed</u>	<u>Paid</u>	
Black Hawk College	200,959	159,200	(41,759)
Carl Sandburg College	103,545	86,460	(17,085)
City Colleges of Chicago	996,070	793,179	(202,891)
College of DuPage	678,057	525,036	(153,021)
College of Lake County	229,838	183,465	(46,373)
Danville Area College	109,799	91,704	(18,095)
Elgin Community College	236,146	191,453	(44,693)
Hearland Community College	162,532	133,273	(29,259)
Highland Community College	100,442	81,810	(18,632)
Illinois Central College	797,707	645,372	(152,335)
Illinois Eastern Community Colleges	52,840	41,811	(11,029)
Illinois Valley Community College	129,346	109,122	(20,224)
John A Logan College	246,294	195,425	(50,869)
John Wood Community College	76,985	62,802	(14,183)
Joliet Junior College	254,919	205,956	(48,963)
Kankakee Community College	120,015	96,295	(23,720)
Kaskaskia Junior College	111,687	88,080	(23,607)
Kishwaukee College	117,727	94,627	(23,100)
Lake Land College	217,805	181,918	(35,887)
Lewis & Clark Community College	181,346	146,718	(34,628)
Lincoln Land Community College	318,296	260,476	(57,820)
McHenry County College	104,946	81,677	(23,269)
Moraine Valley Community College	390,569	331,222	(59,347)
Morton College	94,346	73,385	(20,961)
Oakton Community College	151,556	119,718	(31,838)
Parkland College	458,395	355,638	(102,757)
Prairie State College	657,686	540,941	(116,745)
Rend Lake College	125,916	100,283	(25,633)
Richland Community College	160,799	131,257	(29,542)
Rock Valley College	391,080	276,286	(114,794)
Sauk Valley Community College	77,003	60,925	(16,078)
Shawnee Community College	41,456	33,471	(7,985)
South Suburban College of Cook County	265,723	211,654	(54,069)
Southeastern Illinois College	19,674	15,716	(3,958)
Southwestern Illinois College	430,239	350,579	(79,660)
Spoon River College	71,008	61,974	(9,034)
Triton College	373,624	304,434	(69,190)
Waubonsee Community College	149,478	119,625	(29,853)
William Rainey Harper College	777,207	635,227	(141,980)
<b>Total Public 2-Year</b>	<b>10,183,059</b>	<b>8,178,194</b>	<b>(2,004,865)</b>
<b>Total</b>	<b>\$ 23,785,833</b>	<b>\$ 19,211,591</b>	<b>\$ (4,574,242)</b>

Source: Illinois Student Assistance Commission



**Illinois Veteran Grant Program  
Claims and Awards  
Fiscal Year 2006**

<u>Public Universities</u>	Amounts	Awards	<u>Difference</u>
	<u>Claimed</u>	<u>Paid</u>	
Chicago State University	1,030,884	599,201	(431,683)
Eastern Illinois University	550,582	326,647	(223,935)
Governors State University	565,494	384,228	(181,266)
Illinois State University	1,662,733	944,154	(718,579)
Northeastern Illinois University	1,031,719	641,422	(390,297)
Northern Illinois University	2,233,143	1,329,177	(903,966)
Southern Illinois University Carbondale	3,630,342	2,236,424	(1,393,918)
Southern Illinois University Edwardsville	1,607,852	988,015	(619,837)
University of Illinois Chicago	3,277,159	1,940,947	(1,336,212)
University of Illinois Springfield	529,908	325,987	(203,921)
University of Illinois Urbana/Champaign	2,503,217	1,593,993	(909,224)
Western Illinois University	1,653,712	942,056	(711,656)
<b>Total Public 4-Year</b>	<b>20,276,745</b>	<b>12,252,251</b>	<b>(8,024,494)</b>

<u>Community Colleges</u>	Amounts	Awards	<u>Difference</u>
	<u>Claimed</u>	<u>Paid</u>	
Black Hawk College	238,230	142,058	(96,172)
Carl Sandburg College	96,033	60,692	(35,341)
City Colleges of Chicago	1,130,541	650,560	(479,981)
College of DuPage	827,990	504,843	(323,147)
College of Lake County	276,724	187,839	(88,885)
Danville Area College	91,354	57,069	(34,285)
Elgin Community College	284,705	174,713	(109,992)
Heartland Community College	187,921	119,076	(68,845)
Highland Community College	119,774	76,339	(43,435)
Illinois Central College	846,368	592,432	(253,936)
Illinois Eastern Community Colleges	85,845	52,138	(33,707)
Illinois Valley Community College	126,405	79,520	(46,885)
John A Logan College	240,845	143,197	(97,648)
John Wood Community College	105,051	56,694	(48,357)
Joliet Junior College	358,737	228,295	(130,442)
Kankakee Community College	134,463	96,405	(38,058)
Kaskaskia Junior College	113,346	74,662	(38,684)
Kishwaukee College	242,408	148,264	(94,144)
Lake Land College	245,101	158,131	(86,970)
Lewis & Clark Community College	187,235	117,945	(69,290)
Lincoln Land Community College	359,417	216,890	(142,527)
McHenry County College	145,097	91,863	(53,234)
Moraine Valley Community College	439,946	266,444	(173,502)
Morton College	115,148	68,867	(46,281)
Oakton Community College	187,512	118,083	(69,429)
Parkland College	498,987	309,396	(189,591)
Prairie State College	501,038	320,819	(180,219)
Rend Lake College	132,534	83,305	(49,229)
Richland Community College	157,298	89,872	(67,426)
Rock Valley College	345,867	207,319	(138,548)
Sauk Valley Community College	112,498	64,400	(48,098)
Shawnee Community College	42,691	29,396	(13,295)
South Suburban College of Cook County	318,687	183,299	(135,388)
Southeastern Illinois College	42,453	25,585	(16,868)
Southwestern Illinois College	531,604	328,960	(202,644)
Spoon River College	63,516	13,728	(49,788)
Triton College	320,938	191,541	(129,397)
Waubonsee Community College	205,361	123,253	(82,108)
William Rainey Harper College	831,354	528,440	(302,914)
<b>Total Public 2-Year</b>	<b>11,291,022</b>	<b>6,982,332</b>	<b>(4,308,690)</b>
<b>Total</b>	<b>\$ 31,567,767</b>	<b>\$ 19,234,583</b>	<b>\$(12,333,184)</b>

Source: Illinois Student Assistance Commission

**Illinois National Guard and Naval Militia Grant Program  
Recipients and Expenditures  
Fiscal Year 2002 - Fiscal Year 2006**

	Fiscal Year 2002		Fiscal Year 2003		Fiscal Year 2004		Fiscal Year 2005		Fiscal Year 2006	
	Recipients*	Awards Paid	Recipients*	Awards Paid	Recipients*	Awards Paid	Recipients*	Awards Paid	Recipients*	Awards Paid
<b>Public Universities</b>										
Chicago State University	20	35,492	32	33,810	22	52,767	13	29,828	12	28,639
Eastern Illinois University	56	121,717	74	192,590	61	177,961	52	159,528	52	162,357
Governors State University	17	22,171	17	15,791	9	14,491	7	19,638	14	19,717
Illinois State University	146	378,741	177	487,203	130	431,918	101	380,033	106	395,551
Northeastern Illinois University	29	55,116	41	49,035	21	52,139	29	51,508	42	69,707
Northern Illinois University	96	260,785	102	266,288	77	245,727	66	233,778	75	215,792
Southern Illinois University Carbondale	202	595,152	259	627,061	160	625,004	168	659,934	159	549,615
Southern Illinois University Edwardsvill	90	208,706	136	274,067	107	336,897	125	364,057	128	330,746
University of Illinois Chicago	74	347,399	90	290,482	49	218,136	46	221,487	73	370,182
University of Illinois Springfield	72	134,159	72	109,076	84	150,833	52	150,250	73	166,974
University of Illinois Urbana/Champaign	105	434,953	109	443,615	90	505,063	78	502,461	81	527,095
Western Illinois University	166	378,174	190	428,330	136	395,488	117	374,958	145	413,044
<b>Total Public 4-Year</b>	<b>1,073</b>	<b>2,972,565</b>	<b>1,299</b>	<b>3,217,348</b>	<b>946</b>	<b>3,206,424</b>	<b>854</b>	<b>3,147,460</b>	<b>960</b>	<b>3,249,419</b>
<b>Community Colleges</b>										
Black Hawk College	72	74,620	70	62,856	53	56,173	33	33,317	59	43,379
Carl Sandburg College	25	39,083	35	35,732	31	53,053	16	23,998	19	21,481
City Colleges of Chicago	35	60,932	86	62,471	55	53,794	38	52,262	41	56,206
College of DuPage	26	67,331	54	66,708	39	70,766	31	62,070	25	57,869
College of Lake County	4	4,373	7	4,299	9	15,396	6	8,256	10	10,873
Danville Area College	13	8,085	19	15,405	12	15,423	12	15,176	3	1,145
Elgin Community College	1	1,670	11	8,604	4	4,520	--	--	15	9,833
Heartland Community College	37	56,693	50	60,228	43	51,774	42	56,078	48	71,106
Highland Community College	10	10,228	12	7,843	4	4,204	5	7,912	5	5,444
Illinois Central College	69	68,908	92	84,842	87	83,044	44	35,318	100	84,530
Illinois Eastern Community Colleges	10	8,640	21	14,849	13	15,802	11	11,931	22	19,758
Illinois Valley Community College	19	31,101	28	21,052	7	13,223	15	17,644	17	21,634
John A Logan College	54	74,820	54	48,970	34	46,815	34	47,851	37	35,565
John Wood Community College	20	21,405	12	10,174	7	8,662	6	11,935	9	8,229
Joliet Junior College	21	27,406	29	24,447	21	19,568	16	17,110	22	28,448
Kankakee Community College	10	7,036	16	9,108	13	16,355	8	5,310	17	16,157
Kaskaskia Junior College	13	10,664	9	4,086	17	18,343	15	15,960	12	9,918
Kishwaukee College	11	8,124	14	8,108	10	12,300	14	17,568	12	17,406
Lake Land College	44	45,874	47	59,706	44	54,971	29	45,450	39	33,024
Lewis & Clark Community College	7	8,236	19	16,339	20	26,061	18	24,376	17	18,244
Lincoln Land Community College	106	74,306	117	83,897	143	124,014	121	116,183	111	150,550
McHenry County College	11	8,279	13	7,027	10	11,878	3	4,528	4	7,636
Moraine Valley Community College	23	33,138	20	33,174	15	18,497	12	26,549	24	35,378
Morton College	20	23,183	23	14,843	7	6,626	14	15,725	15	15,762
Oakton Community College	8	15,253	9	13,566	10	15,673	7	8,427	6	6,262
Parkland College	72	125,981	97	154,294	65	139,530	57	104,765	59	119,389
Prairie State College	10	14,152	11	14,984	4	6,000	7	5,770	9	8,293
Rend Lake College	15	14,972	19	20,398	18	18,728	19	18,254	9	9,754
Richland Community College	33	36,037	33	32,013	21	19,707	15	11,347	22	17,185
Rock Valley College	28	20,879	39	24,231	22	21,464	28	27,674	25	17,965
Sauk Valley Community College	13	13,821	21	16,357	19	21,148	14	14,718	19	19,601
Shawnee Community College	1	420	1	277	7	5,910	3	1,764	-	-
South Suburban College of Cook County	15	13,445	33	33,399	25	35,019	11	20,492	11	17,735
Southeastern Illinois College	4	6,162	7	8,048	5	8,729	8	7,621	5	5,862
Southwestern Illinois College	82	68,695	109	70,520	87	98,436	69	79,900	68	77,753
Spoon River College	12	19,555	14	20,094	18	21,617	15	18,374	8	10,267
Triton College	27	38,847	36	37,207	24	40,252	21	35,713	25	30,856
Waubonsee Community College	16	14,924	15	9,599	14	10,996	15	15,973	20	21,711
William Rainey Harper College	6	9,748	20	36,698	18	26,448	12	25,954	33	55,386
<b>Total Public 2-Year</b>	<b>1,003</b>	<b>1,187,026</b>	<b>1,322</b>	<b>1,256,453</b>	<b>1,055</b>	<b>1,290,919</b>	<b>844</b>	<b>1,069,253</b>	<b>1,002</b>	<b>1,197,594</b>
<b>Total</b>	<b>2,076</b>	<b>\$ 4,159,591</b>	<b>2,621</b>	<b>\$ 4,473,801</b>	<b>2,001</b>	<b>\$ 4,497,343</b>	<b>1,698</b>	<b>\$ 4,216,713</b>	<b>1,962</b>	<b>\$ 4,447,013</b>

Source: Illinois Student Assistance Commission

\*Unduplicated count

**Illinois National Guard and Naval Militia Grant Program  
Claims and Awards  
Fiscal Year 2002**

	Amounts	Awards	
	<u>Claimed</u>	<u>Paid</u>	<u>Difference</u>
<u>Public Universities</u>			
Chicago State University	35,492	35,492	-
Eastern Illinois University	121,717	121,717	-
Governors State University	22,171	22,171	-
Illinois State University	378,741	378,741	-
Northeastern Illinois University	55,116	55,116	-
Northern Illinois University	260,785	260,785	-
Southern Illinois University Carbondale	595,152	595,152	-
Southern Illinois University Edwardsville	208,706	208,706	-
University of Illinois Chicago	347,399	347,399	-
University of Illinois Springfield	134,159	134,159	-
University of Illinois Urbana/Champaign	434,953	434,953	-
Western Illinois University	378,174	378,174	-
<b>Total Public 4-Year</b>	<b>2,972,565</b>	<b>2,972,565</b>	<b>-</b>
	Amounts	Awards	
	<u>Claimed</u>	<u>Paid</u>	<u>Difference</u>
<u>Community Colleges</u>			
Black Hawk College	74,620	74,620	-
Carl Sandburg College	39,083	39,083	-
City Colleges of Chicago	60,932	60,932	-
College of DuPage	67,331	67,331	-
College of Lake County	4,373	4,373	-
Danville Area College	8,085	8,085	-
Elgin Community College	1,670	1,670	-
Heartland Community College	56,693	56,693	-
Highland Community College	10,228	10,228	-
Illinois Central College	68,908	68,908	-
Illinois Eastern Community Colleges	8,640	8,640	-
Illinois Valley Community College	31,101	31,101	-
John A Logan College	74,820	74,820	-
John Wood Community College	21,405	21,405	-
Joliet Junior College	27,406	27,406	-
Kankakee Community College	7,036	7,036	-
Kaskaskia Junior College	10,664	10,664	-
Kishwaukee College	8,124	8,124	-
Lake Land College	45,874	45,874	-
Lewis & Clark Community College	8,236	8,236	-
Lincoln Land Community College	74,306	74,306	-
McHenry County College	8,279	8,279	-
Moraine Valley Community College	33,138	33,138	-
Morton College	23,183	23,183	-
Oakton Community College	15,253	15,253	-
Parkland College	125,981	125,981	-
Prairie State College	14,152	14,152	-
Rend Lake College	14,972	14,972	-
Richland Community College	36,037	36,037	-
Rock Valley College	20,879	20,879	-
Sauk Valley Community College	13,821	13,821	-
Shawnee Community College	420	420	-
South Suburban College of Cook County	13,445	13,445	-
Southeastern Illinois College	6,162	6,162	-
Southwestern Illinois College	68,695	68,695	-
Spoon River College	19,555	19,555	-
Triton College	38,847	38,847	-
Waubensee Community College	14,924	14,924	-
William Rainey Harper College	9,748	9,748	-
<b>Total Public 2-Year</b>	<b>1,187,026</b>	<b>1,187,026</b>	<b>-</b>
<b>Total</b>	<b>\$ 4,159,591</b>	<b>\$ 4,159,591</b>	<b>\$ -</b>

Source: Illinois Student Assistance Commission



**Illinois National Guard and Naval Militia Grant Program  
Claims and Awards  
Fiscal Year 2003**

	Amounts	Awards	<u>Difference</u>
	<u>Claimed</u>	<u>Paid</u>	
<u>Public Universities</u>			
Chicago State University	36,475	33,810	(2,665)
Eastern Illinois University	200,658	192,590	(8,068)
Governors State University	16,506	15,791	(715)
Illinois State University	502,178	487,203	(14,975)
Northeastern Illinois University	50,751	49,035	(1,716)
Northern Illinois University	272,495	266,288	(6,207)
Southern Illinois University Carbondale	647,852	627,061	(20,791)
Southern Illinois University Edwardsville	292,003	274,067	(17,936)
University of Illinois Chicago	301,236	290,482	(10,754)
University of Illinois Springfield	117,300	109,076	(8,224)
University of Illinois Urbana/Champaign	456,486	443,615	(12,871)
Western Illinois University	439,057	428,330	(10,727)
<b>Total Public 4-Year</b>	<b>3,332,996</b>	<b>3,217,348</b>	<b>(115,648)</b>

	Amounts	Awards	<u>Difference</u>
	<u>Claimed</u>	<u>Paid</u>	
<u>Community Colleges</u>			
Black Hawk College	63,585	62,856	(729)
Carl Sandburg College	37,638	35,732	(1,906)
City Colleges of Chicago	63,439	60,953	(2,486)
College of DuPage	70,422	66,708	(3,714)
College of Lake County	4,699	4,299	(400)
Danville Area College	15,657	15,405	(252)
Elgin Community College	8,706	8,604	(102)
Heartland Community College	61,851	60,228	(1,623)
Highland Community College	7,965	7,843	(122)
Illinois Eastern Community College	17,407	16,367	(1,040)
Illinois Central College	89,223	84,842	(4,381)
Illinois Valley Community College	21,554	21,052	(502)
John A. Logan College	50,910	48,970	(1,940)
John Wood Community College	10,428	10,174	(254)
Joliet Junior College	25,620	24,447	(1,173)
Kankakee Community College	9,181	9,108	(73)
Kaskaskia Junior College	4,944	4,086	(858)
Kishwaukee College	8,203	8,108	(95)
Lake Land College	61,451	59,706	(1,745)
Lewis & Clark Community College	17,168	16,339	(829)
Lincoln Land Community College	88,220	83,897	(4,323)
McHenry County College	7,383	7,027	(356)
Moraine Valley Community College	33,612	33,174	(438)
Morton College	15,164	14,843	(321)
Oakton Community College	14,026	13,566	(460)
Parkland College	163,050	154,294	(8,756)
Prairie State College	15,182	14,984	(198)
Rend Lake College	21,026	20,398	(628)
Richland Community College	32,430	32,013	(417)
Rock Valley College	24,754	24,231	(523)
Sauk Valley Community College	16,680	16,357	(323)
Shawnee Community College	616	277	(339)
South Suburban College of Chicago	33,660	33,399	(261)
Southeastern Illinois College	8,237	8,048	(189)
Southwestern Illinois College	71,431	70,520	(911)
Spoon River College	20,391	20,094	(297)
Triton College	38,330	37,207	(1,123)
Waubonsee Community College	9,681	9,599	(82)
William Rainey Harper College	39,577	36,698	(2,879)
<b>Total Public 2-Year</b>	<b>1,303,500</b>	<b>1,256,453</b>	<b>(47,047)</b>
<b>Total</b>	<b>\$ 4,636,496</b>	<b>\$ 4,473,801</b>	<b>\$ (162,695)</b>

Source: Illinois Student Assistance Commission



**Illinois National Guard and Naval Militia Grant Program  
Claims and Awards  
Fiscal Year 2005**

	Amounts	Awards	Difference
	<u>Claimed</u>	<u>Paid</u>	
<u>Public Universities</u>			
Chicago State University	29,828	29,828	-
Eastern Illinois University	160,043	159,528	(515)
Governors State University	19,638	19,638	-
Illinois State University	382,354	380,033	(2,321)
Northeastern Illinois University	53,151	51,508	(1,643)
Northern Illinois University	240,970	233,778	(7,192)
Southern Illinois University Carbondale	669,689	659,934	(9,755)
Southern Illinois University Edwardsville	364,057	364,057	-
University of Illinois Chicago	224,139	221,487	(2,652)
University of Illinois Springfield	150,306	150,250	(56)
University of Illinois Urbana/Champaign	526,688	502,461	(24,227)
Western Illinois University	376,511	374,958	(1,553)
<b>Total Public 4-Year</b>	<b>3,197,373</b>	<b>3,147,460</b>	<b>(49,913)</b>
<u>Community Colleges</u>			
Black Hawk College	33,317	33,317	-
Carl Sandburg College	23,998	23,998	-
City Colleges of Chicago	56,745	53,393	(3,352)
College of DuPage	62,070	62,070	-
College of Lake County	9,024	8,256	(768)
Danville Area College	15,176	15,176	-
Elgin Community College	3,933	-	(3,933)
Heartland Community College	56,078	56,078	-
Highland Community College	8,552	7,912	(640)
Illinois Eastern Community Colleges	10,800	10,800	-
Illinois Central College	80,493	35,318	(45,175)
Illinois Valley Community College	17,644	17,644	-
John A. Logan College	51,100	47,851	(3,249)
John Wood Community College	11,935	11,935	-
Joliet Junior College	19,478	17,110	(2,368)
Kankakee Community College	5,310	5,310	-
Kaskaskia Junior College	15,960	15,960	-
Kishwaukee College	18,135	17,568	(567)
Lake Land College	46,775	45,450	(1,325)
Lewis & Clark Community College	24,376	24,376	-
Lincoln Land Community College	116,674	116,183	(491)
McHenry County College	4,528	4,528	-
Moraine Valley Community College	27,432	26,549	(883)
Morton College	16,405	15,725	(680)
Oakton Community College	9,097	8,427	(670)
Parkland College	108,095	104,765	(3,330)
Prairie State College	9,392	5,770	(3,622)
Rend Lake College	18,254	18,254	-
Richland Community College	12,412	11,347	(1,065)
Rock Valley College	27,674	27,674	-
Sauk Valley Community College	14,718	14,718	-
Shawnee Community College	3,486	1,764	(1,722)
South Suburban College of Chicago	20,492	20,492	-
Southeastern Illinois College	7,621	7,621	-
Southwestern Illinois College	79,900	79,900	-
Spoon River College	18,374	18,374	-
Triton College	35,713	35,713	-
Waubonsee Community College	15,973	15,973	-
William Rainey Harper College	25,954	25,954	-
<b>Total Public 2-Year</b>	<b>1,143,090</b>	<b>1,069,253</b>	<b>(73,837)</b>
<b>Total</b>	<b>\$ 4,340,463</b>	<b>\$ 4,216,713</b>	<b>\$ (123,750)</b>

Source: Illinois Student Assistance Commission

**Illinois National Guard and Naval Militia Grant Program**

**Claims and Awards**

**Fiscal Year 2006**

	Amounts	Awards	
<u>Public Universities</u>	<u>Claimed</u>	<u>Paid</u>	<u>Difference</u>
Chicago State University	34,976	28,639	(6,337)
Eastern Illinois University	209,797	162,357	(47,440)
Governors State University	27,127	19,717	(7,410)
Illinois State University	481,004	395,551	(85,453)
Northeastern Illinois University	88,895	69,707	(19,188)
Northern Illinois University	262,654	215,792	(46,862)
Southern Illinois University Carbondale	661,150	549,615	(111,535)
Southern Illinois University Edwardsville	413,950	330,746	(83,204)
University of Illinois Chicago	464,942	370,182	(94,760)
University of Illinois Springfield	208,807	166,974	(41,833)
University of Illinois Urbana/Champaign	632,484	527,095	(105,389)
Western Illinois University	512,803	413,044	(99,759)
<b>Total Public 4-Year</b>	<b>3,998,589</b>	<b>3,249,419</b>	<b>(749,170)</b>

	Amounts	Awards	
<u>Community Colleges</u>	<u>Claimed</u>	<u>Paid</u>	<u>Difference</u>
Black Hawk College	58,610	43,379	(15,231)
Carl Sandburg College	30,818	21,481	(9,337)
City Colleges of Chicago	73,414	56,206	(17,208)
College of DuPage	71,006	57,869	(13,137)
College of Lake County	11,627	10,873	(754)
Danville Area College	1,541	1,145	(396)
Elgin Community College	12,732	9,833	(2,899)
Heartland Community College	82,570	71,106	(11,464)
Highland Community College	7,053	5,444	(1,609)
Illinois Central College	110,966	84,530	(26,436)
Illinois Eastern Community Colleges	23,615	19,758	(3,857)
Illinois Valley Community College	25,874	21,634	(4,240)
John A Logan College	50,374	35,565	(14,809)
John Wood Community College	12,288	8,229	(4,059)
Joliet Junior College	33,875	28,448	(5,427)
Kankakee Community College	19,377	16,157	(3,220)
Kaskaskia Junior College	15,293	9,918	(5,375)
Kishwaukee College	21,434	17,406	(4,028)
Lake Land College	42,792	33,024	(9,768)
Lewis & Clark Community College	22,070	18,244	(3,826)
Lincoln Land Community College	184,378	150,550	(33,828)
McHenry County College	8,533	7,636	(897)
Moraine Valley Community College	49,976	35,378	(14,598)
Morton College	19,041	15,762	(3,279)
Oakton Community College	9,572	6,262	(3,310)
Parkland College	144,687	119,389	(25,298)
Prairie State College	13,832	8,293	(5,539)
Rend Lake College	12,442	9,754	(2,688)
Richland Community College	19,834	17,185	(2,649)
Rock Valley College	24,930	17,965	(6,965)
Sauk Valley Community College	25,084	19,601	(5,483)
Shawnee Community College	60	-	(60)
South Suburban College of Cook County	22,015	17,735	(4,280)
Southeastern Illinois College	6,765	5,862	(903)
Southwestern Illinois College	96,009	77,753	(18,256)
Spoon River College	13,392	10,267	(3,125)
Triton College	39,289	30,856	(8,433)
Waubonsee Community College	26,780	21,711	(5,069)
William Rainey Harper College	66,214	55,386	(10,828)
<b>Total Public 2-Year</b>	<b>1,510,162</b>	<b>1,197,594</b>	<b>(312,568)</b>

<b>Total</b>	<b>\$ 5,508,751</b>	<b>\$ 4,447,013</b>	<b>\$ (1,061,738)</b>
--------------	---------------------	---------------------	-----------------------

Source: Illinois Student Assistance Commission

**MIA/POW Scholarship Program  
Claims and Awards  
Fiscal Year 2002**

<u>Institution</u>	Amounts	Awards	<u>Difference*</u>
	<u>Claimed</u>	<u>Paid</u>	
Chicago State University	19,582	19,912	330
Eastern Illinois University	29,169	29,289	120
Governors State University	17,073	15,878	(1,195)
Illinois State University	52,529	51,862	(667)
Northeastern Illinois University	12,991	12,991	-
Northern Illinois University	68,875	68,225	(650)
Southern Illinois University Carbondale	102,584	102,388	(196)
Southern Illinois University Edwardsville	47,548	46,321	(1,227)
University of Illinois Chicago	48,150	47,550	(600)
University of Illinois Springfield	27,036	27,036	-
University of Illinois Urbana/Champaign	70,602	68,447	(2,155)
Western Illinois University	25,081	24,749	(332)
<b>Total Public 4-Year</b>	<b>521,220</b>	<b>514,648</b>	<b>(6,572)</b>

<u>Institution</u>	Amounts	Awards	<u>Difference*</u>
	<u>Claimed</u>	<u>Paid</u>	
Black Hawk College	9,625	9,625	-
Carl Sandburg College	2,609	2,609	-
City Colleges of Chicago	27,624	28,059	435
College of DuPage	4,980	4,980	-
College of Lake County	715	715	-
Danville Area College	17,383	17,287	(96)
Elgin Community College	-	-	-
Heartland Community College	6,336	6,192	(144)
Highland Community College	346	346	-
Illinois Central College	13,720	11,990	(1,730)
Illinois Eastern Community Colleges	4,800	4,800	-
Illinois Valley Community College	5,924	5,924	-
John A Logan College	12,558	12,558	-
John Wood Community College	609	609	-
Joliet Junior College	15,021	15,021	-
Kankakee Community College	966	966	-
Kaskaskia Junior College	2,986	2,986	-
Kishwaukee College	4,018	4,018	-
Lake Land College	17,017	16,281	(736)
Lewis & Clark Community College	10,052	10,052	-
Lincoln Land Community College	7,912	7,912	-
McHenry County College	6,866	6,866	-
Moraine Valley Community College	4,543	4,543	-
Morton College	2,697	2,697	-
Oakton Community College	1,183	1,183	-
Parkland College	22,440	22,605	165
Prairie State College	8,660	8,170	(490)
Rend Lake College	8,451	8,451	-
Richland Community College	-	-	-
Rock Valley College	540	540	-
Sauk Valley Community College	4,723	4,723	-
Shawnee Community College	-	-	-
South Suburban College of Cook County	4,820	4,820	-
Southeastern Illinois College	6,792	6,792	-
Southwestern Illinois College	18,138	18,138	-
Spoon River College	2,052	2,052	-
Triton College	13,196	12,606	(590)
Waubensee Community College	4,178	4,178	-
William Rainey Harper College	8,583	8,583	-
<b>Total Public 2-Year</b>	<b>283,063</b>	<b>279,877</b>	<b>(3,186)</b>
<b>Total</b>	<b>\$ 804,283</b>	<b>\$ 794,525</b>	<b>\$ (9,758)</b>

\*Information received from DVA included total claims from institutions. Claim data does not include adjustments or refunds from institutions. The differences presented on this table do not represent a funding shortfall and claim prorations/reductions were not necessary in fiscal year 2002.

**MIA/POW Scholarship Program  
Claims and Awards  
Fiscal Year 2003**

<u>Institution</u>	Amounts <u>Claimed</u>	Awards <u>Paid</u>	<u>Difference*</u>
Chicago State University	14,460	14,460	-
Eastern Illinois University	33,880	32,159	(1,721)
Governors State University	22,475	22,475	-
Illinois State University	77,919	71,549	(6,370)
Northeastern Illinois University	11,337	11,337	-
Northern Illinois University	67,839	67,447	(392)
Southern Illinois University Carbondale	93,979	93,979	-
Southern Illinois University Edwardsville	76,453	76,348	(105)
University of Illinois Chicago	46,218	46,218	-
University of Illinois Springfield	28,892	27,329	(1,563)
University of Illinois Urbana/Champaign	76,862	76,862	-
Western Illinois University	27,254	27,254	-
<b>Total Public 4-Year</b>	<b>577,568</b>	<b>567,417</b>	<b>(10,151)</b>

<u>Institution</u>	Amounts <u>Claimed</u>	Awards <u>Paid</u>	<u>Difference*</u>
Black Hawk College	5,830	5,830	-
Carl Sandburg College	7,035	7,035	-
City Colleges of Chicago	45,228	45,118	(110)
College of DuPage	8,211	8,211	-
College of Lake County	3,024	3,024	-
Danville Area College	16,781	16,781	-
Elgin Community College	-	-	-
Heartland Community College	6,600	6,600	-
Highland Community College	883	883	-
Illinois Central College	6,259	6,259	-
Illinois Eastern Community Colleges	1,050	1,050	-
Illinois Valley Community College	5,046	5,046	-
John A Logan College	12,152	12,152	-
John Wood Community College	4,158	4,158	-
Joliet Junior College	23,036	23,036	-
Kankakee Community College	4,140	4,140	-
Kaskaskia Junior College	3,600	3,600	-
Kishwaukee College	3,689	3,689	-
Lake Land College	12,106	12,106	-
Lewis & Clark Community College	10,904	10,904	-
Lincoln Land Community College	9,543	9,543	-
McHenry County College	6,328	6,036	(292)
Moraine Valley Community College	163	163	-
Morton College	-	-	-
Oakton Community College	4,388	4,388	-
Parkland College	18,553	17,584	(969)
Prairie State College	-	-	-
Rend Lake College	10,455	10,455	-
Richland Community College	634	634	-
Rock Valley College	-	-	-
Sauk Valley Community College	1,188	1,188	-
Shawnee Community College	4,579	4,579	-
South Suburban College of Cook County	-	-	-
Southeastern Illinois College	7,203	7,203	-
Southwestern Illinois College	26,622	26,598	(24)
Spoon River College	3,840	3,840	-
Triton College	-	-	-
Waubonsee Community College	4,433	3,831	(602)
William Rainey Harper College	5,111	5,111	-
<b>Total Public 2-Year</b>	<b>282,772</b>	<b>280,775</b>	<b>(1,997)</b>
<b>Total</b>	<b>\$ 860,340</b>	<b>\$ 848,192</b>	<b>\$ (12,148)</b>

\*Information received from DVA included total claims from institutions. Claim data does not include adjustments or refunds from institutions. The differences presented on this table do not represent a funding shortfall and claim prorations/reductions were not necessary in fiscal year 2003.

**MIA/POW Scholarship Program  
Claims and Awards  
Fiscal Year 2004**

<u>Institution</u>	Amounts	Awards	<u>Difference*</u>
	<u>Claimed</u>	<u>Paid</u>	
Chicago State University	27,239	17,333	(9,906)
Eastern Illinois University	55,587	38,071	(17,516)
Governors State University	20,898	20,898	-
Illinois State University	76,910	50,105	(26,805)
Northeastern Illinois University	17,929	11,796	(6,133)
Northern Illinois University	114,150	76,778	(37,372)
Southern Illinois University Carbondale	143,654	98,295	(45,359)
Southern Illinois University Edwardsville	36,192	12,633	(23,559)
University of Illinois Chicago	66,637	43,929	(22,708)
University of Illinois Springfield	23,038	15,130	(7,908)
University of Illinois Urbana/Champaign	112,915	77,778	(35,137)
Western Illinois University	49,652	32,552	(17,100)
<b>Total Public 4-Year</b>	<b>744,801</b>	<b>495,298</b>	<b>(249,503)</b>

<u>Institution</u>	Amounts	Awards	<u>Difference*</u>
	<u>Claimed</u>	<u>Paid</u>	
Black Hawk College	11,741	7,648	(4,093)
Carl Sandburg College	4,465	3,429	(1,036)
City Colleges of Chicago	52,879	34,474	(18,405)
College of DuPage	12,864	7,276	(5,588)
College of Lake County	12,256	8,602	(3,654)
Danville Area College	12,792	8,427	(4,365)
Elgin Community College	2,465	2,465	-
Heartland Community College	11,055	8,719	(2,336)
Highland Community College	4,661	2,698	(1,963)
Illinois Central College	17,676	11,447	(6,229)
Illinois Eastern Community Colleges	135	135	-
Illinois Valley Community College	10,412	6,619	(3,793)
John A Logan College	22,998	13,672	(9,326)
John Wood Community College	13,531	9,661	(3,870)
Joliet Junior College	18,144	10,886	(7,258)
Kankakee Community College	5,500	4,137	(1,363)
Kaskaskia Junior College	4,628	3,082	(1,546)
Kishwaukee College	6,747	3,826	(2,921)
Lake Land College	8,704	5,852	(2,852)
Lewis & Clark Community College	6,305	6,305	-
Lincoln Land Community College	16,674	10,654	(6,020)
McHenry County College	9,234	6,130	(3,104)
Moraine Valley Community College	7,281	4,576	(2,705)
Morton College	2,491	1,741	(750)
Oakton Community College	7,851	5,354	(2,497)
Parkland College	20,338	14,787	(5,551)
Prairie State College	12,295	7,160	(5,135)
Rend Lake College	5,128	3,508	(1,620)
Richland Community College	6,471	3,749	(2,722)
Rock Valley College	11,304	7,355	(3,949)
Sauk Valley Community College	2,340	1,618	(722)
Shawnee Community College	7,258	4,938	(2,320)
South Suburban College of Cook County	15,123	9,486	(5,637)
Southeastern Illinois College	8,762	6,590	(2,172)
Southwestern Illinois College	44,033	29,630	(14,403)
Spoon River College	5,622	3,954	(1,668)
Triton College	9,340	4,154	(5,186)
Waubonsee Community College	2,809	2,809	-
William Rainey Harper College	4,525	2,461	(2,064)
<b>Total Public 2-Year</b>	<b>438,837</b>	<b>290,014</b>	<b>(148,823)</b>
<b>Total</b>	<b>1,183,638</b>	<b>785,312</b>	<b>\$ (398,326)</b>

\*Information received from DVA included total claims from institutions. Claim data does not include adjustments or refunds from institutions. Spring claims were prorated due to lack of sufficient funds; however, the differences presented on this table may overstate the funding shortfall for fiscal year 2004.

**MIA/POW Scholarship Program  
Claims and Awards  
Fiscal Year 2005**

<u>Institution</u>	Amounts		<u>Difference*</u>
	<u>Claimed</u>	<u>Paid</u>	
Chicago State University	23,551	10,572	(12,979)
Eastern Illinois University	26,401	26,401	-
Governors State University	26,409	19,878	(6,531)
Illinois State University	92,604	47,703	(44,901)
Northeastern Illinois University	12,759	13,009	250
Northern Illinois University	123,237	67,709	(55,528)
Southern Illinois University Carbondale	94,271	91,546	(2,725)
Southern Illinois University Edwardsville	86,788	50,723	(36,065)
University of Illinois Chicago	101,892	50,707	(51,185)
University of Illinois Springfield	42,297	26,296	(16,001)
University of Illinois Urbana/Champaign	139,677	73,067	(66,610)
Western Illinois University	68,361	27,660	(40,701)
<b>Total Public 4-Year</b>	<b>838,247</b>	<b>505,271</b>	<b>(332,976)</b>

<u>Institution</u>	Amounts		<u>Difference*</u>
	<u>Claimed</u>	<u>Paid</u>	
Black Hawk College	15,377	8,755	(6,622)
Carl Sandburg College	1,047	1,047	-
City Colleges of Chicago	56,214	33,447	(22,767)
College of DuPage	19,386	5,931	(13,455)
College of Lake County	18,472	7,214	(11,258)
Danville Area College	9,572	7,576	(1,996)
Elgin Community College	3,730	2,800	(930)
Heartland Community College	7,680	4,746	(2,934)
Highland Community College	6,222	2,843	(3,379)
Illinois Central College	33,415	20,956	(12,459)
Illinois Eastern Community Colleges	-	-	-
Illinois Valley Community College	11,233	1,891	(9,342)
John A Logan College	32,319	17,326	(14,993)
John Wood Community College	12,390	6,403	(5,987)
Joliet Junior College	25,357	16,039	(9,318)
Kankakee Community College	10,500	4,692	(5,808)
Kaskaskia Junior College	3,078	2,242	(836)
Kishwaukee College	6,414	3,049	(3,365)
Lake Land College	14,690	8,825	(5,865)
Lewis & Clark Community College	16,629	10,259	(6,370)
Lincoln Land Community College	14,103	9,892	(4,211)
McHenry County College	9,494	4,277	(5,217)
Moraine Valley Community College	7,329	4,196	(3,133)
Morton College	1,367	780	(587)
Oakton Community College	3,266	2,072	(1,194)
Parkland College	31,188	17,034	(14,154)
Prairie State College	26,426	10,978	(15,448)
Rend Lake College	10,078	6,622	(3,456)
Richland Community College	13,737	7,744	(5,993)
Rock Valley College	9,557	5,932	(3,625)
Sauk Valley Community College	4,224	2,675	(1,549)
Shawnee Community College	-	-	-
South Suburban College of Cook County	21,704	11,657	(10,047)
Southeastern Illinois College	7,084	3,724	(3,360)
Southwestern Illinois College	51,541	27,957	(23,584)
Spoon River College	6,891	4,457	(2,434)
Triton College	12,341	2,325	(10,016)
Waubensee Community College	9,217	4,505	(4,712)
William Rainey Harper College	10,404	5,668	(4,736)
<b>Total Public 2-Year</b>	<b>553,676</b>	<b>298,536</b>	<b>(255,140)</b>
<b>Total</b>	<b>1,391,923</b>	<b>803,807</b>	<b>\$ (588,116)</b>

\*Information received from DVA included total claims from institutions. Claim data does not include adjustments or refunds from institutions. Spring claims were prorated due to lack of sufficient funds; however, the differences presented on this table may overstate the funding shortfall for fiscal year 2005.



**MIA/POW Scholarship Program  
Claims and Awards  
Fiscal Year 2006**

<u>Institution</u>	Amounts	Awards	<u>Difference*</u>
	<u>Claimed</u>	<u>Paid</u>	
Chicago State University	39,430	39,430	-
Eastern Illinois University	32,057	29,202	(2,855)
Governors State University	28,090	27,954	(136)
Illinois State University	99,010	98,065	(945)
Northeastern Illinois University	24,938	21,747	(3,191)
Northern Illinois University	116,524	116,524	-
Southern Illinois University Carbondale	181,403	179,286	(2,117)
Southern Illinois University Edwardsville	66,168	66,138	(30)
University of Illinois Chicago	122,622	122,622	-
University of Illinois Springfield	44,298	44,298	-
University of Illinois Urbana/Champaign	210,434	209,545	(889)
Western Illinois University	64,455	64,455	-
<b>Total Public 4-Year</b>	<b>1,029,429</b>	<b>1,019,266</b>	<b>(10,163)</b>

<u>Institution</u>	Amount	\$ Payout	<u>Difference</u>
	<u>Claimed</u>		
Black Hawk College			
Carl Sandburg College			
City Colleges of Chicago			
College of DuPage			
College of Lake County			
Danville Area College			
Elgin Community College			
Heartland Community College			
Highland Community College			
Illinois Central College			
Illinois Eastern Community Colleges			
Illinois Valley Community College			
John A Logan College			
John Wood Community College			
Joliet Junior College			
Kankakee Community College			
Kaskaskia Junior College			
Kishwaukee College			
Lake Land College			
Lewis & Clark Community College			
Lincoln Land Community College			
McHenry County College			
Moraine Valley Community College			
Morton College			
Oakton Community College			
Parkland College			
Prairie State College			
Rend Lake College			
Richland Community College			
Rock Valley College			
Sauk Valley Community College			
Shawnee Community College			
South Suburban College of Cook County			
Southeastern Illinois College			
Southwestern Illinois College			
Spoon River College			
Triton College			
Waubonsee Community College			
William Rainey Harper College			
<b>Total Public 2-Year</b>			<b>-</b>

**Total**

\*Information received from DVA included total claims from institutions. Claim data does not include adjustments or refunds from institutions. The differences presented on this table do not represent a funding shortfall. Due to the approval of a supplemental appropriation of \$971,000, claim prorations/reductions were not necessary for fiscal year 2006.